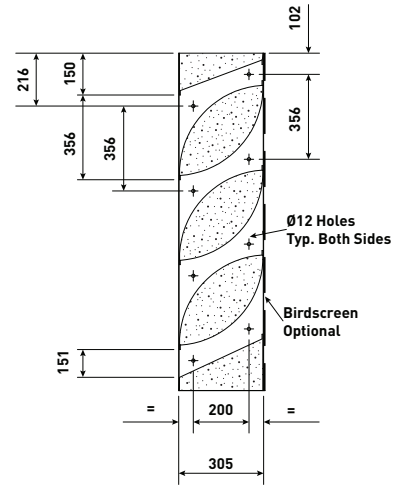
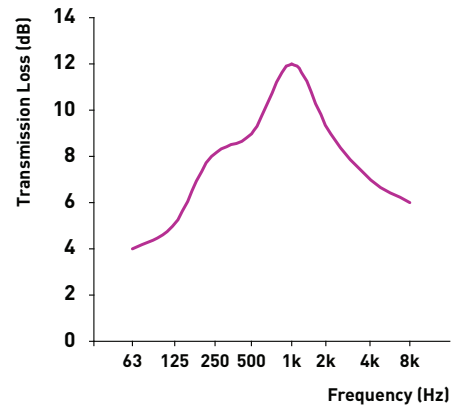


Weight 35kg/m²
Module Width 300 - 1800mm
Standard Module Height 356 - 3560mm (in 356mm increments)
 Intermediate heights are available



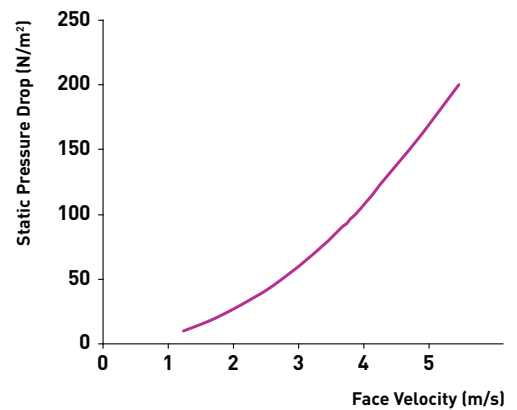
Acoustic Performance

Octave Band Centre Frequency (Hz)	63	125	250	500	1k	2k	4k	8k
Transmission Loss (dB)	4	5	8	9	12	9	7	6
Acoustic Rating	R_w11dB / D_{new}18dB							
For noise reduction, add 6dB to the above values								



Aerodynamic Performance

Static Pressure Drop (N/m ²)	10	20	30	40	50	60	70	80	90	100
Face Velocity (m/s)	1.23	1.73	2.11	2.46	2.74	3.00	3.24	3.46	3.65	3.86
Nominal Free Area	52%* * Average over louvre depth									
Cd	0.3									



Acoustic Louvred Doors

- Single and double doors are available in the LP louvre range
- See page 24 for further details

Errors and Omissions Excepted (E&OE).