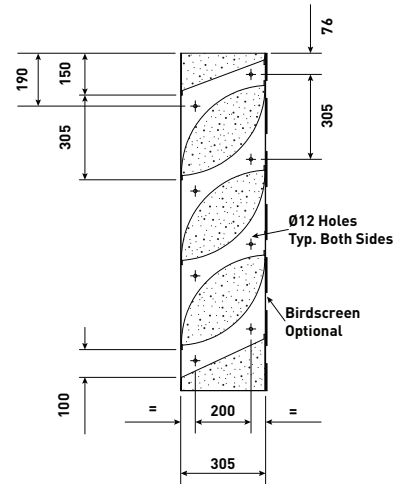
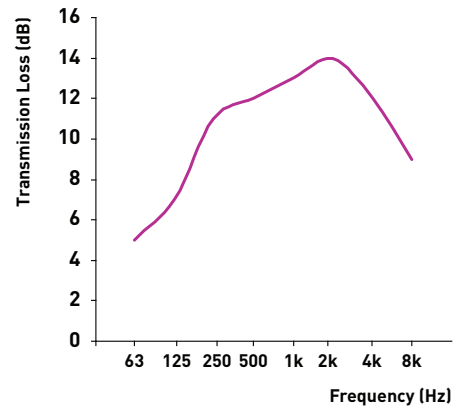


Weight 40kg/m²
Module Width 300 - 1800mm
Standard Module Height 305 - 3660mm (in 305mm increments)
 Intermediate heights are available



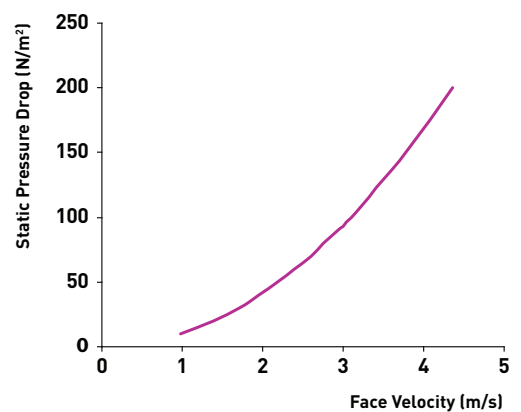
Acoustic Performance

Octave Band Centre Frequency (Hz)	63	125	250	500	1k	2k	4k	8k
Transmission Loss (dB)	5	7	11	12	13	14	12	9
Acoustic Rating	R_w14dB / D_{new}21dB							
For noise reduction, add 6dB to the above values								



Aerodynamic Performance

Static Pressure Drop (N/m ²)	10	20	30	40	50	60	70	80	90	100
Face Velocity (m/s)	0.98	1.39	1.71	1.95	2.18	2.39	2.60	2.75	2.93	3.10
Nominal Free Area	43%* * Average over louvre depth									
Cd	0.239									



Acoustic Louvred Doors

- Single and double doors are available in the R louvre range
- See page 24 for further details