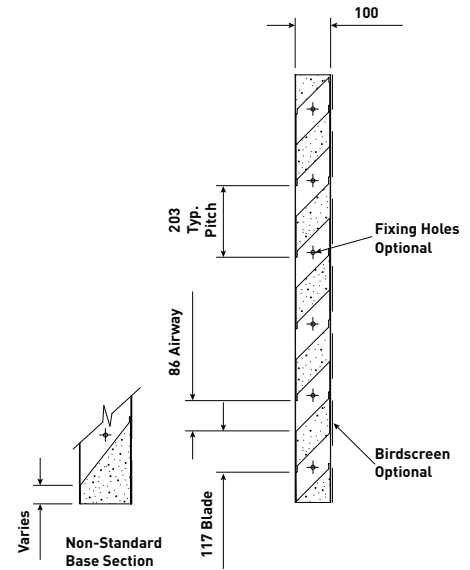
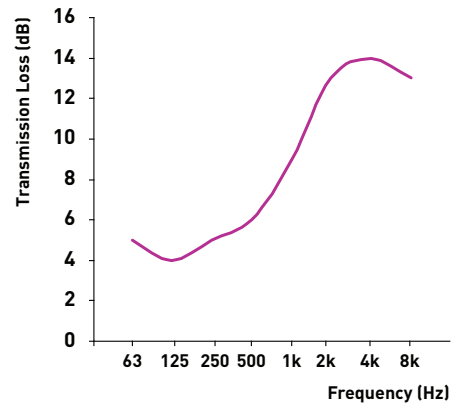


**Weight** 20kg/m<sup>2</sup>  
**Module Width** 300 - 1800mm  
**Standard Module Height** 400mm minimum,  
 (increasing increments of 203mm)  
 Intermediate heights are available



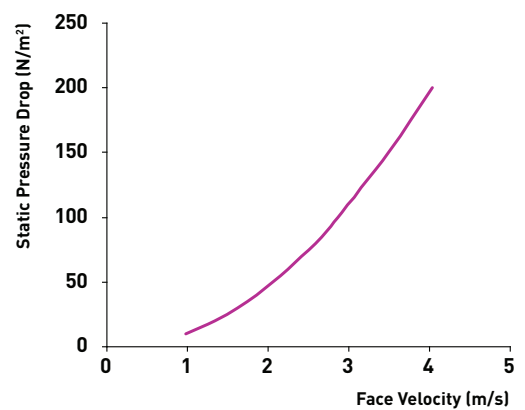
**Acoustic Performance**

Octave Band Centre Frequency (Hz)	63	125	250	500	1k	2k	4k	8k
Transmission Loss (dB)	5	4	5	6	9	13	14	13
Acoustic Rating	<b>R<sub>w</sub>10dB / D<sub>new</sub>16dB</b>							
<b>For noise reduction, add 6dB to the above values</b>								



**Aerodynamic Performance**

Static Pressure Drop (N/m <sup>2</sup> )	10	20	30	40	50	60	70	80	90	100
Face Velocity (m/s)	0.92	1.30	1.59	1.84	2.05	2.25	2.43	2.61	2.76	2.90
Nominal Free Area	42%* * Average over louvre depth									
Cd	<b>0.225</b>									



**Acoustic Louvred Doors**

- Single and double doors are available in the SL-100 louvre range
- See page 24 for further details

Errors and Omissions Excepted (E&OE).