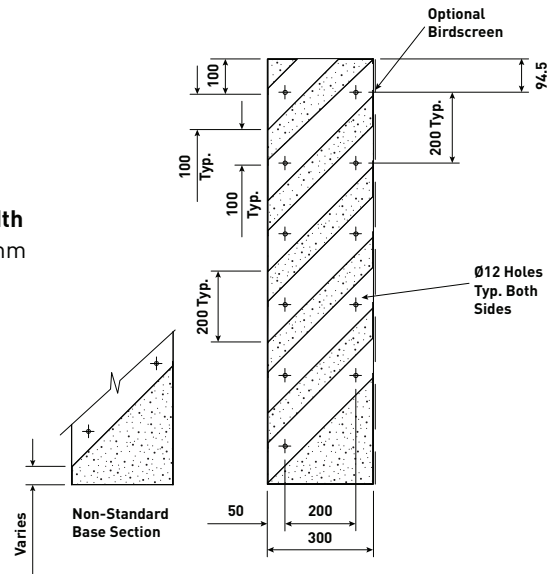
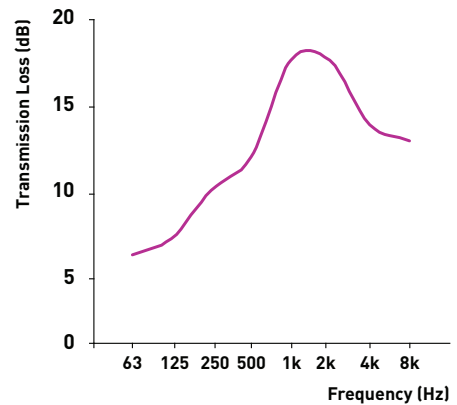


**Weight** 50kg/m<sup>2</sup>      **Module Width** 300 - 1800mm  
**Standard Module Height** 600mm minimum,  
 (increasing increments of 200mm)  
 Intermediate heights are available



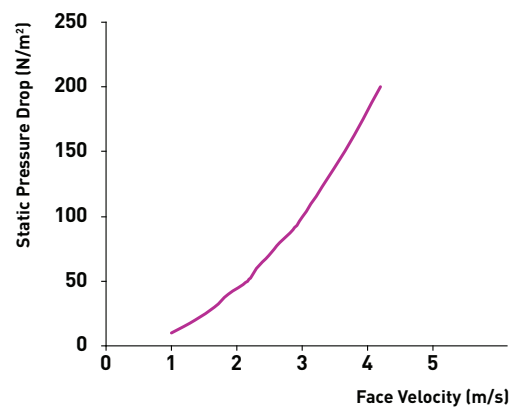
**Acoustic Performance**

Octave Band Centre Frequency (Hz)	63	125	250	500	1k	2k	4k	8k
Transmission Loss (dB)	6	7	10	12	18	18	14	13
Acoustic Rating	<b>R<sub>w</sub>17dB / D<sub>new</sub>23dB</b>							
<b>For noise reduction, add 6dB to the above values</b>								



**Aerodynamic Performance**

Static Pressure Drop (N/m <sup>2</sup> )	10	20	30	40	50	60	70	80	90	100
Face Velocity (m/s)	0.94	1.31	1.61	1.83	2.13	2.27	2.46	2.63	2.84	2.99
Nominal Free Area	45%*      * Average over louvre depth									
Cd	<b>0.233</b>									



**Acoustic Louvred Doors**

- Single and double doors are available in the SL-300 louvre range
- See page 24 for further details

Errors and Omissions Excepted (E&OE).