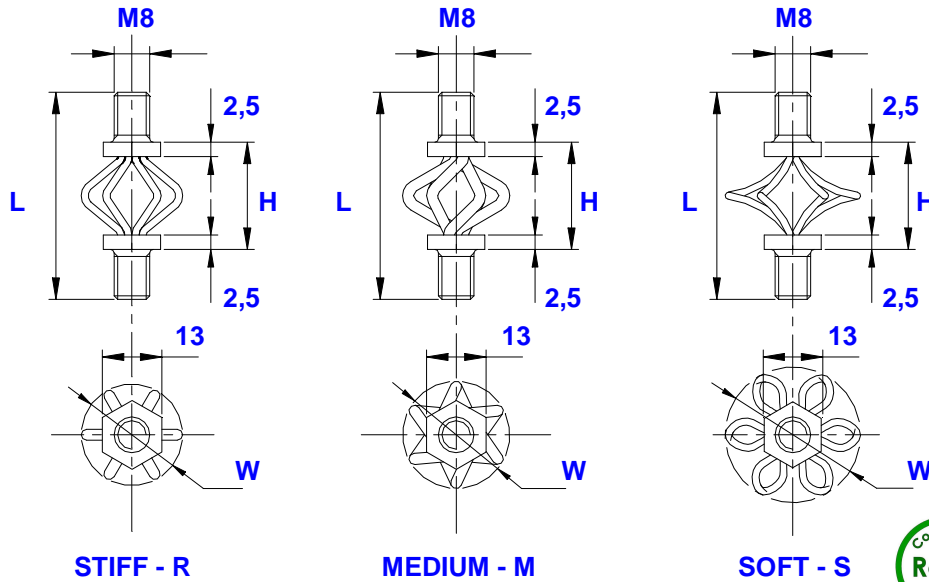



wire rope isolators standard line "Axycal"

series AX5

definition



- All metal multidirectional anti-vibration/shock mounts.
- Exceptional reliability and long life.
- High damping.
- No ageing.
- Corrosion resistant.
- Unequaled temperature range : -180°C +150°C.
- Great adaptability/versatility. Specials on request (material size and shape of loops, etc.).



Dimensions are in mm.

Dimensions for reference only.

Series

Materials and finishes

AX5

Cable :
stainless steel.
Interfaces :
stainless steel.

Model

	height H (mm)	width W (mm)	length L (mm)
-20	15	18	33
-25	18	23	36
-30	21	27	39
-35	23	32	41

Stiffness

type	
Soft	S
Medium	M
Stiff	R

Example :
AX5-35S

Prefix :
"Axycal" mount
from the **AX5** series

Model : -35
height : 23 mm
width : 32 mm
length : 41 mm

Suffix : S
Soft type

A X 5 - 3 5 S

01/07/2013

Socitec
BP 33, 78501 Sartrouville cedex - France
Telephone : +33 (0)1 61 04 60 00
Fax : +33 (0)1 39 14 03 27
<http://www.socitec.com>
e-mail : shock-intl@socitec.com



Document subject to modification without prior notice

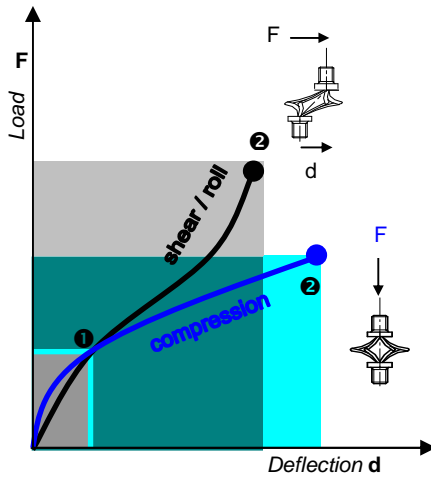
series

wire rope isolators

AX5

standard line "Axycal"

performances*



- ❶ Max static load (F) with corresponding deflection (d)
- ❷ Max shock load (F) with corresponding deflection (d)
- ❸ Uncoupled resonant frequency (f) under max static loading ❶ and max peak to peak sinusoidal vibration input (2a)

* **Important** : Performance characteristics are given here for reference only. They can be increased under specific conditions.

Contact us.

Compression and Shear / Roll

AX5 series Soft	Model	-20S	-25S	-30S	-35S					
Max static	F daN	1,90	1,47	1,18	0,98					
	❶ d mm	1,6	2,0	2,5	3,0					
Max shock	F daN	5,70	4,40	3,54	2,93					
	❷ d mm	8,4	11,0	13,6	16,2					
Max vibration	2a mm	0,9	1,2	1,5	1,8					
	❸ f Hz	13,8	12,0	10,7	9,7					
Max static	F daN	0,95	0,73	0,59	0,49					
	❶ d mm	2,9	3,9	4,8	5,7					
Max shock	F daN	6,22	4,24	3,13	2,44					
	❷ d mm	10,4	13,0	15,6	18,2					
Max vibration	2a mm	1,1	1,4	1,7	2,0					
	❸ f Hz	12,7	11,2	10,1	9,3					

Compression and Shear / Roll

AX5 series Medium	Model	-20M	-25M	-30M	-35M					
Max static	F daN	2,31	1,79	1,44	1,19					
	❶ d mm	1,6	2,0	2,5	3,0					
Max shock	F daN	6,92	5,36	4,31	3,57					
	❷ d mm	8,4	11,0	13,6	16,2					
Max vibration	2a mm	0,9	1,2	1,5	1,8					
	❸ f Hz	13,6	11,7	10,5	9,5					
Max static	F daN	1,15	0,89	0,72	0,60					
	❶ d mm	2,9	3,9	4,8	5,7					
Max shock	F daN	7,38	5,01	3,69	2,88					
	❷ d mm	9,6	12,0	14,4	16,8					
Max vibration	2a mm	1,1	1,3	1,6	1,9					
	❸ f Hz	13,0	11,5	10,4	9,5					

Compression and Shear / Roll

AX5 series Stiff	Model	-20R	-25R	-30R	-35R					
Max static	F daN	2,84	2,20	1,77	1,47					
	❶ d mm	1,6	2,0	2,5	3,0					
Max shock	F daN	8,51	6,60	5,32	4,42					
	❷ d mm	8,4	11,0	13,6	16,2					
Max vibration	2a mm	0,9	1,2	1,5	1,8					
	❸ f Hz	13,3	11,5	10,2	9,2					
Max static	F daN	1,42	1,10	0,89	0,74					
	❶ d mm	2,9	3,9	4,8	5,7					
Max shock	F daN	8,85	5,98	4,39	3,41					
	❷ d mm	8,9	11,1	13,3	15,5					
Max vibration	2a mm	1,0	1,2	1,5	1,7					
	❸ f Hz	13,5	11,8	10,7	9,8					

01/07/2013

Typical shock/vibration Specifications :

Ground Forces	GAMEG13A, SEFT 001, MIL-STD-810, VG 95332.
Air	AIR 7306, MIL-E-5400, MIL-C-172, MIL-STD-810.
Marine	GAMEG13C, IT25-21/96-31/15-86, MIL-S-167, MIL-S-901, STANAG 042, BV 043.73, BV 044.
Others	GAM EMB1, GAM EMBT4, DEF STAN 07-55, IEC 571, FINABEL 2C.

Socitec
 BP 33, 78501 Sartrouville cedex - France
 Telephone : +33 (0)1 61 04 60 00
 Fax : +33 (0)1 39 14 03 27
<http://www.socitec.com>
 e-mail : shock-intl@socitec.com



Document subject to modification without prior notice